

# Appendices

---



March 2009

***This page intentionally left blank***

## Diversity Program

### UNIFORM REPORT OF DBE COMMITMENTS/AWARDS AND PAYMENTS

For the period of April 1 through September 30, 2008

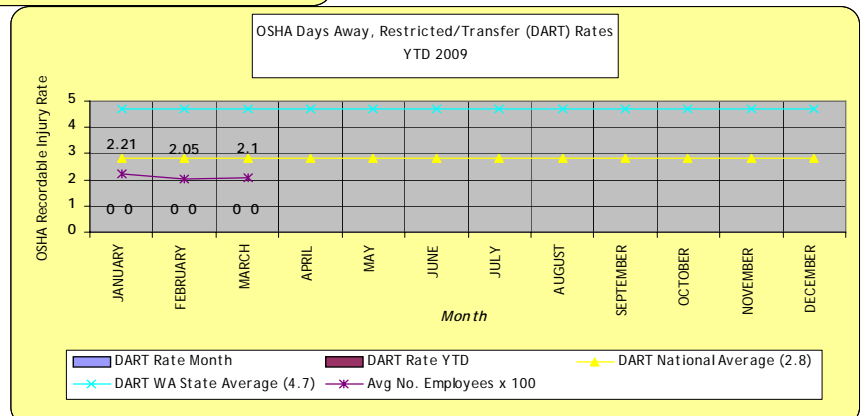
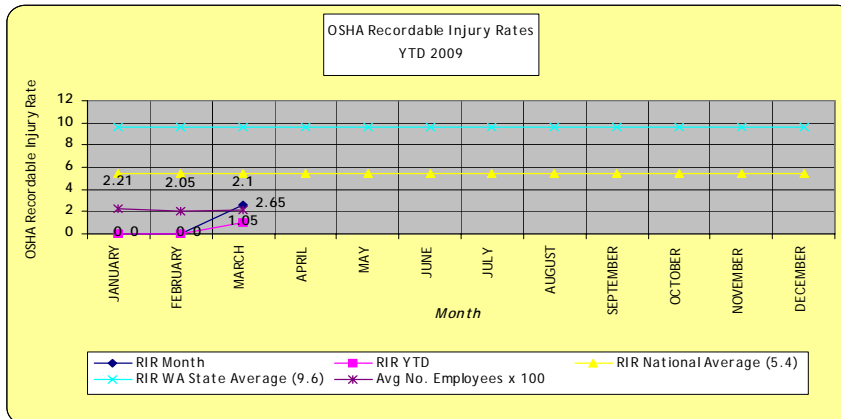
Annual DBE Goals:	Race Conscious Goal 0%	Race Neutral Goal 13%	OVERALL Goal 13%						
DBE AWARDS/COMMITMENTS THIS REPORTING PERIOD-BREAKDOWN BY ETHNICITY & GENDER	Black American	Hispanic American	Native American	Subcont. Asian American	Asian-Pacific American	Non-Minority Women	Other (i.e. not of any other group listed here)	TOTALS (for this reporting period only)	Year-End TOTALS (FFY 2008)
Total Number of Contracts (Prime and Sub)	4	2	3	0	0	5	0	14	50
Total Dollar Value = \$22,601,457	16,660	495,130	2,819	0	0	111,489	0	626,100	4,081,553

The table reflects DBE commitments and awards for Sound Transit by ethnicity and gender for the period April 1, 2008 thru September 30, 2008. Sound Transit's DBE Awards for the 2008 Fiscal Year was 5.50% against an Annual Agency Goal of 13%.

\*The Uniform Report of DBE Commitments/Awards and Payments is a bi-annual report set to the federal fiscal year and reported to the USDOT through the Federal Transit Administration.

## Construction Contractor Safety

Sound Transit requires all General Contractors to provide monthly safety statistics. The following graphs represent the Recordable Injury Rates (RIR) and Days Away, Restricted or Modified (DART) Injury Rates for contractors and ST personnel as compared to the national average for similar types of work (Construction).





# Grants

## Sound Transit FTA Grants (Includes only Active Executed Grants)

Division	FTA Grant ID	Project	Federal Amount	Date Executed	Total Drawdown through Feb 2009
ALL	WA-26-7010-02	Remote Infrared Audible Signage for 9 Stations (FY 06-08)	\$ 1,395,000	6/4/08	\$ 1,392,859
ALL	WA-57-X006	Volunteer Programs (FY 06 New Freedom)	\$ 235,000	1/7/08	\$ -
ALL	WA-57-X007	Bus Buddy/Travel Ambassador (FY 06 New Freedom)	\$ 140,856	1/7/08	\$ 1,471
Link	WA-03-0142-10	Link Initial Segment FFGA (FY 01-09 Appropriations)	\$ 455,416,013	4/16/09	\$ 389,027,476
Link	WA-03-0237	University Link (FFY 08 Approp)	\$ 19,600,000	7/21/08	\$ 14,857,923
Link	WA-05-0044,01,02	Airport Link (FY 07,08,09)	\$ 24,981,113	3/5/09	\$ 22,648,682
Link	WA-05-0050	Airport Link (FY08)	\$ 6,763,067	7/8/08	\$ 6,595,348
Link	WA-90-X358-01,02	Airport Link (FY 06-08)	\$ 14,525,459	7/8/08	\$ 13,543,042
Link	WA-90-X424	Airport Link (FY 06, 08)	\$ 1,665,324	7/8/08	\$ 1,437,149
REX	WA-05-0039-01	Federal Way Transit Hub - Direct Access (FY 06)	\$ 13,754,613	7/6/07	\$ 10,348,719
REX	WA-05-0043	Kirkland Transit Hub - DA Improvements @ Totem Lake (FY 07)	\$ 3,009,845	7/13/07	\$ 3,009,845
REX	WA-26-0009	Regional Fare Coordination Project (Smart card - ITS)	\$ 470,937	1/20/04	\$ 282,517
REX	WA-37-X010	Cap Improvements at Fed Way TC (FY 02 JARC)	\$ 250,000	4/21/03	\$ -
REX	WA-37-X022	Reverse Commute Marketing Campaign / Hybrid Bus Buy (FY03 JARC)	\$ 1,050,000	9/14/05	\$ 859,070
REX	WA-90-X239,01-07	Federal Way Transit Hub (CMAQ; FFY 02-05 formula funds)	\$ 18,222,668	2/28/05	\$ 16,783,247

# Grants



## Sound Transit FTA Grants (Continued)

Division	FTA Grant ID	Project	Federal Amount	Date Executed	Total Drawdown through Feb 2009
REX	WA-90-X245, 01-02	Bellevue Transit Hub	\$ 4,050,000	2/5/02	\$ 3,950,000
REX	WA-90-X271	Regional Bike Enhancements in King, Pierce, and Snohomish Co.	\$ 200,000	4/10/02	\$ 55,447
REX	WA-90-X307	Regional Fare Coordination Project (Smart Card)	\$ 701,575	12/22/03	\$ 508,071
REX	WA-95-X0029	Mountlake Terrace Freeway Station CMAQ	\$ 1,000,000	9/24/08	\$ -
SCR	WA-03-0151,01	Commuter Rail Station Equipment: TVMs/CCTV/PA/VMS)	\$ 4,953,216	9/25/01	\$ 4,808,791
SCR	WA-03-0162,01	Sounder Commuter Rail: Tac-Lkwd Right of Way	\$ 24,660,399	5/20/05	\$ 23,444,941
SCR	WA-03-0187	Tac-Lkwd Track/Facility Work (FY 02 formula funds)	\$ 350,035	7/5/05	\$ 19,324
SCR	WA-04-0029	Parking @ Puyallup TC/CR Station (FY 06 Bus)	\$ 772,200	8/19/08	\$ -
SCR	WA-05-0045	Lakewood-to-Tacoma Station and Track Construction (FY 07)	\$ 2,500,000	9/10/07	\$ 2,456,880
SCR	WA-37-X010	Cap Improvements at SR 512 / Lkwd Stn (FFY 02 JARC)	\$ 250,000	4/21/03	\$ 235,092
SCR	WA-90-X241,01-05	Everett-Seattle Commuter Rail: Rolling Stock, PE/EIS, Stns, Right of Way, Ped Access	\$ 51,113,723	3/27/07	\$ 48,983,433
SCR	WA-90-X304	Sound Transit Signage Project	\$ 524,574	7/2/03	\$ 484,063
SCR	WA-90-X313,01-02	Tacoma Dome Station Construction and Tac-Lkwd CR Segment	\$ 11,249,964	4/14/06	\$ 10,728,103
SCR	WA-90-X351	Construct Ped Bridge @ Mukilteo Commuter Rail Station (TE)	\$ 450,000	4/19/07	\$ -
SCR	WA-95-X017	Tac-Lkwd PE/ED (D-M St)	\$ 3,757,354	1/11/08	\$ 1,207,633

## Ridership

Overall ridership for Sound Transit increased 11.33% over 2008 boardings for the same period\*.

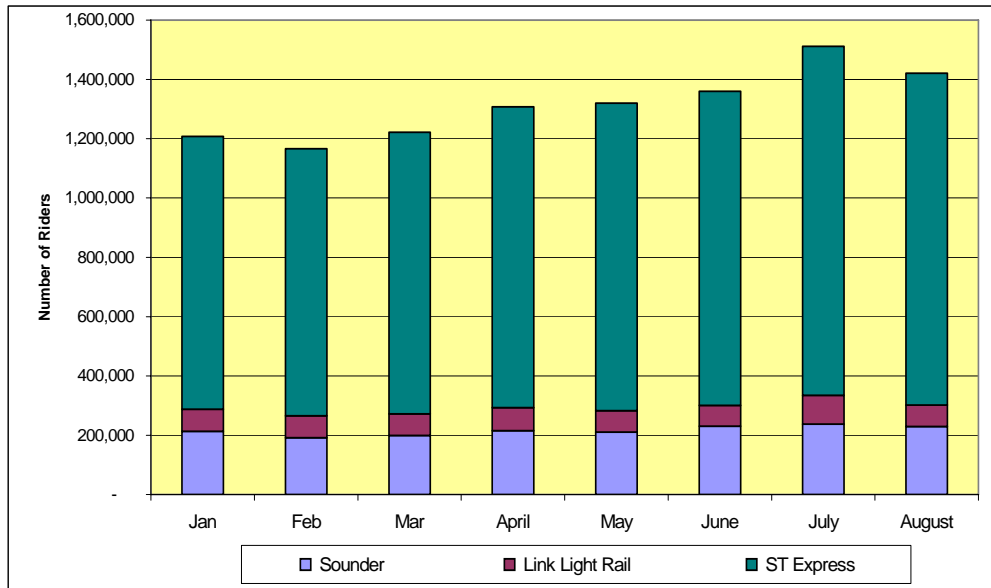
For each program:

Link Light Rail increased 1.06%

Souder Commuter Rail increased 6.89%

Regional Express increased 13.15%

\* Dec 08—Feb 09

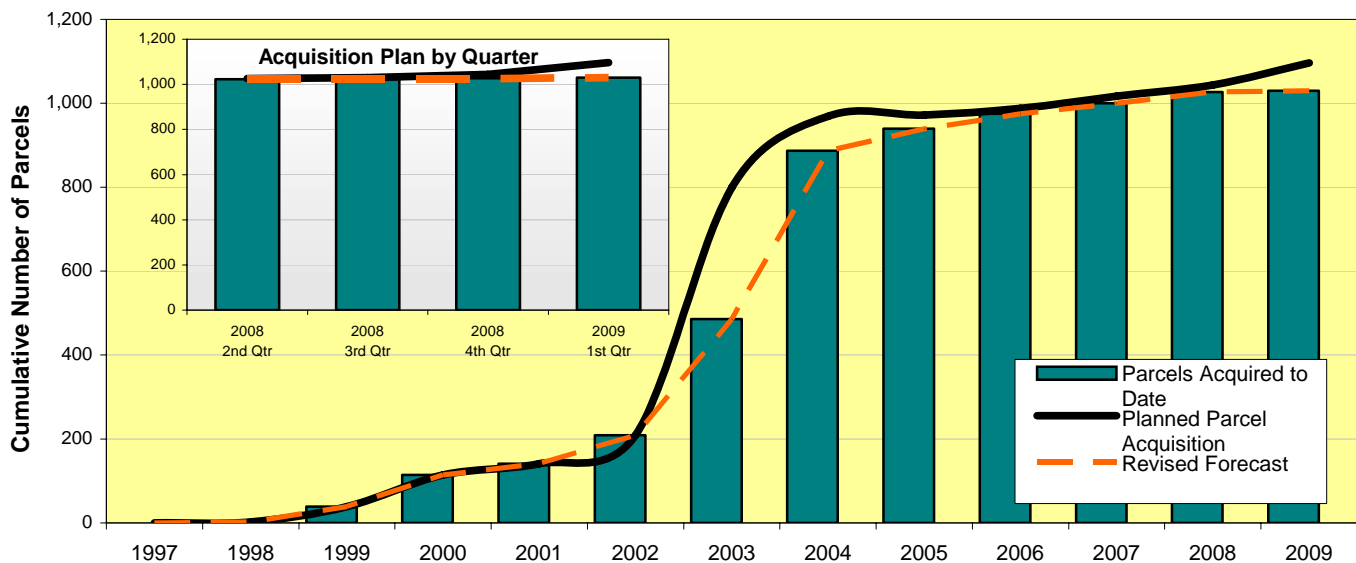


## Right of Way

The program acquisition plan is predominantly for the Link Capital Program. Of the program total of 1,029 Link Light Rail parcels forecast, 844 or 78% are acquired. As of this reporting period, ROW is 82% complete, reflecting the total number of certified parcels that have been acquired in all Sound Transit Capital Programs.

	Certified Parcels	Percent of Program	Completed	Remaining	Percent Complete
Souder	244	18%	197	47	81%
Link	1029	78%	844	185	82%
REX	47	4%	45	2	96%
Total	1320	100%	1086	234	82%

## ROW Parcel Acquisition Plan



# Program Cost Summary

## Program Cost

### Program Cost Overview by LOB (in millions \$)

LOB	Lifetime Budget	Commitment to Date	Incurred to Date *	Forecasts	Estimated Final Cost
LINK	4,776.8	3,202.0	2,699.1	1,308.7	4,510.7
SOUNDER	1,245.0	1,041.2	1,032.3	203.8	1,245.1
REGIONAL EXPRESS	834.4	613.4	578.8	216.7	834.4
<b>PROGRAM TOTAL</b>	<b>6,856.20</b>	<b>4,856.60</b>	<b>4,310.20</b>	<b>1,729.20</b>	<b>6,590.20</b>

\* Incurred to Date column includes payments, accruals, and overhead allocations.

The Program Cost Summary provides the budget and key cost indicators for Sound Transit's Sounder, Regional Express and Link Light Rail capital programs. The Estimated Final Cost (EFC) is current estimate of the final cost for each line item, these costs are updated monthly and calculated as the sum of Commitments to Date plus Forecasts and Trends. Additional detail cost information is provided within each capital program's cost overview.

### Program Cost Breakdown by Project (in millions \$)

PROJECT NAME	Lifetime Budget	Commitment to Date	Incurred to Date *	Forecasts	Estimated Final Cost
LINK					
NORTH LINK	46.0	37.1	35.9	8.3	45.4
INITIAL SEGMENT	2,436.9	2,223.6	2,115.6	76.4	2,300.0
AIRPORT LINK	269.1	251.1	217.2	16.9	268.0
UNIVERSITY LINK	1,947.7	613.1	253.3	1,207.1	1,820.2
TACOMA LINK	77.1	77.1	77.1	0.0	77.1
	<b>4,776.8</b>	<b>3,202.0</b>	<b>2,699.1</b>	<b>1,308.7</b>	<b>4,510.7</b>
SOUNDER					
31100 - EVT/SEA TRK+SIG	300.2	296.7	299.0	3.6	300.2
31101 - WILLOW CREEK ENVIRONMENTAL	1.0	0.1	0.0	0.9	1.0
31131 - PERMITTING+ENVIRON MITIGATION	8.2	3.2	2.7	4.9	8.2
31140 -LAYOVER SNOHOMISH	4.8	3.6	3.2	1.3	4.9
31201 - EVERETT STATION	34.0	31.3	31.7	2.7	34.0
31205 - MUKILTEO STA STA. N. PLATFORM	10.2	9.7	9.5	0.5	10.2
31206 - MUKILTEO STA. S. PLATFORM	11.1	1.3	1.4	9.8	11.1
31207 - EDMONDS STATION (Temporary)	0.2	3.3	0.2	-3.2	0.2
31209 - EDMONDS STATION	13.0	4.4	4.2	8.5	13.0
31601 - PROJECT RESERVE SNO	0.0	0.0	0.0	0.0	0.0
33110 - SEA/AUB TRK+SIG	255.5	225.6	226.5	29.9	255.5
33140 - LAYOVER SOUTH KING	10.0	7.5	6.5	2.5	10.0
33231 - KING STREET STATION	7.9	7.8	7.9	0.1	7.9
33233 - BOEING ACCESS RD STA	0.1	0.1	0.1	0.0	0.1

SOUNDER CONTINUED NEXT PAGE



# Program Cost Summary

## Program Cost Breakdown by Project (in millions \$) - *continued*

Project Name	Lifetime Budget	Commitment to Date	Incurred to Date *	Forecasts	Estimated Final Cost
SOUNDER CONTINUED					
33235 - TUKWILA STATION (Temporary)	2.8	3.6	2.8	-0.8	2.8
33236 - TUKWILA STATION	16.4	9.5	9.9	6.9	16.4
33237 - KENT STATION	32.4	32.5	32.4	-0.1	32.4
33239 - AUBURN STATION	25.8	25.6	25.8	0.2	25.8
33247 - RESERVATION JUNCTION (SKC)	9.0	10.8	9.0	-1.8	9.0
33602 - PROJ RSRV SKC	1.1	0.0	0.0	1.1	1.1
35120 - AUB/TAC TRK&SIG	198.4	180.1	182.7	18.3	198.4
35130 - M to LKWD TRK&SIG	78.6	45.0	28.1	33.7	78.6
35135 - D TO M ST TRK&SIG	101.0	30.1	42.1	70.9	101.0
35140 - LAYOVER PIERCE	12.0	9.1	7.9	2.9	12.0
35150 - NISQUALLY TO LAKEWOOD ROW	14.9	14.9	14.9	0.0	14.9
35241 - SUMNER STATION	8.7	8.2	8.7	0.5	8.7
35243 - PUYALLUP STATION	13.3	13.6	13.3	-0.3	13.3
35245 - TACOMA DOME STATION	9.8	9.8	9.8	0.0	9.8
35247 - RESERVATION JUNCTION (PRC)	7.4	8.9	7.4	-1.5	7.4
35251 - SOUTH TACOMA STATION	16.5	14.5	13.8	2.0	16.5
35253 - LAKEWOOD STATION	31.4	28.6	29.0	2.8	31.4
35255 - LAKEWOOD CBD	1.8	1.8	1.8	0.0	1.8
35603 - PROGRAM RESERVE PIERCE	7.5	0.0	0.0	7.5	7.5
	<b>1,245.0</b>	<b>1,041.2</b>	<b>1,032.3</b>	<b>203.8</b>	<b>1,245.1</b>
REGIONAL EXPRESS					
51000 - PROGRAM RESERVE-SNOHOMISH	0.0	0.0	0.0	0.0	0.0
51105 - ASH WAY TRANS ACCESS/164TH SW	19.0	18.9	18.6	0.0	19.0
51111 - LYNNWOOD HOV ACCESS/46TH AVE W	25.7	25.7	25.7	0.0	25.7
51311 - LYNNWOOD TRANSIT CTR/46TH AVE W	30.3	30.6	30.1	-0.3	30.3
51312 - MOUNTLAKE TERR FS/236TH SW	40.9	7.2	6.8	33.7	40.9
51314 - S. EVERETT TRANSIT CTR/236TH	0.0	0.0	0.0	0.0	0.0
51316 - N. EVERETT TRANSIT CENTER/ECC	1.6	1.7	1.6	0.0	1.6
51319 - S EVERETT FREEWAY STA/112TH SE	31.2	28.8	27.8	2.4	31.2
51340 - ASH WAY PARK & RIDE	1.1	1.1	1.1	0.0	1.1
51342 - SWAMP CREEK HOV AND P&R	0.3	0.3	0.3	0.0	0.3
51345 - LYNWD SR-99 TRANSIT LANES	2.5	2.5	2.5	0.0	2.5
51346 - EAST EVERETT P&R	0.1	0.1	0.1	0.0	0.1
51370 - PACIFIC AVENUE OVERPASS	16.2	16.8	16.2	-0.6	16.2
51395 - FUNDS FOR OTHER PROJECTS	0.0	0.0	0.0	0.0	0.0
53000 - PROGRAM RESERVE-SOUTH KING	1.0	0.0	0.0	1.0	1.0
REGIONAL EXPRESS CONTINUED NEXT PAGE					

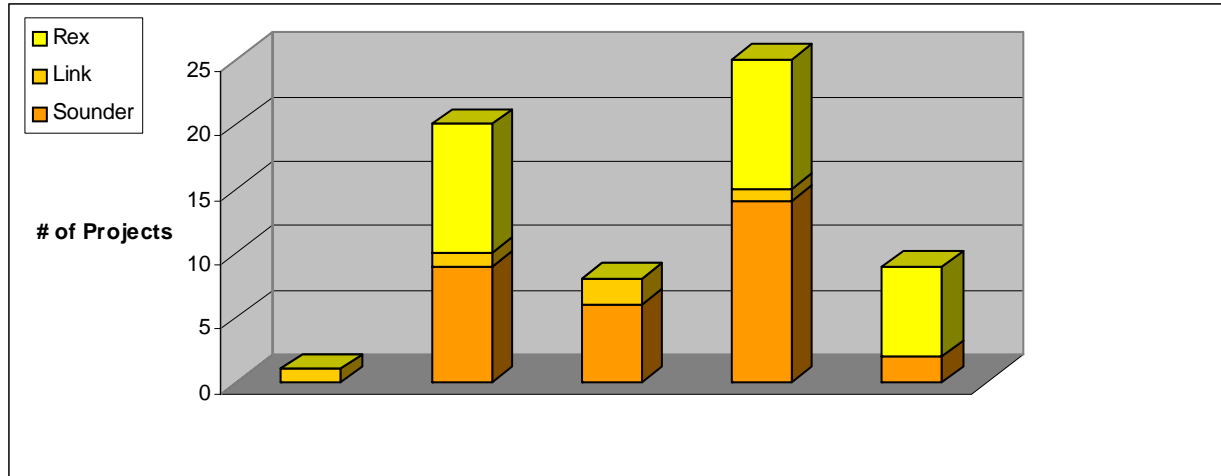
# Program Cost Summary



## Program Cost Breakdown by Project (in millions \$)

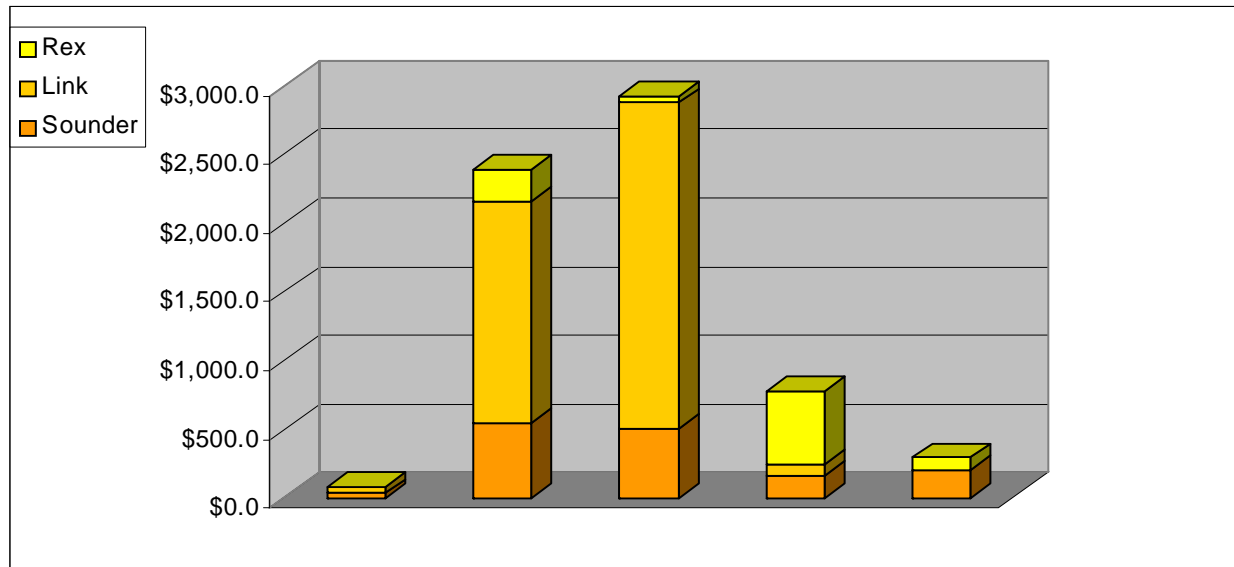
PROJECT NAME	Lifetime Budget	Commitment to Date	Incurred to Date *	Forecasts	Estimated Final Cost
53125 - FEDERAL HOV ACCESS/317TH	32.2	29.7	28.8	2.5	32.2
53131 -STAR LAKE FS/S 272ND	3.1	4.1	3.1	-1.0	3.1
53135 - I-405 @ SOUTHCTR	0.1	0.0	0.1	0.0	0.1
53321 - FED WAY TRANSIT CTR/317TH	39.5	38.1	38.1	1.3	39.5
53350 - REDONDO HEIGHTS P&R/SR99	2.5	2.4	2.5	0.1	2.5
53352 - OTHER P&R EXPANSION	0.0	0.0	0.0	0.0	0.0
54000 - PROGRAM RESERVE-EAST KING	8.7	0.0	0.0	8.7	8.7
54140 - TOTEM LAKE FS/ne 128TH	80.3	79.8	71.4	0.6	80.3
54141 - 85th CORRIDOR/RELATED IMPRV	6.0	5.4	1.4	0.6	6.0
54142 - KIRKLAND TC/3RD	13.3	2.7	2.7	10.6	13.3
54144 - REDMOND WAY REDMOND	2.1	2.0	2.0	0.1	2.1
54145 - BELLEVUE HOV ACCESS	71.5	73.2	70.9	-1.7	71.5
54150 - RENTON HOV ACCESS/N 8TH	67.1	7.7	3.3	59.4	67.1
54151 - RAINIER/HARDIE AVE ARTL IMPRV	15.7	5.0	4.8	10.7	15.7
54152 - STRANDER BOULEVARD EXT	4.2	0.0	0.0	0.0	4.2
54160 - EASTGATE TRANSIT ACCESS/142ND	31.8	30.9	30.0	0.9	31.8
54165 - I-90 @ SUNSET INTERCHANGE	9.2	9.2	9.2	0.0	9.2
54166 - SR900 P&R ARTERIAL IMPRV	7.1	7.4	7.1	-0.3	7.1
54322 - BELLEVUE TC/NE 6TH	15.5	16.0	15.5	-0.6	15.5
54323 - BELLEVUE RIDER SVC BLDG	2.8	2.6	2.8	0.2	2.8
54324 - CANYON PARK FREEWAY STATION	10.5	9.7	9.7	0.8	10.5
54326 - ISSAQUAH TRANSIT CTR/SR 900	29.5	29.2	28.5	0.3	29.5
54328 - TOTEM LAKE TRANSIT CTR/EMC	7.2	6.4	5.7	0.8	7.2
54330 - NEWCASTLE TRANSIT CTR/SE 70TH	4.4	4.6	0.9	-0.1	4.4
54332 - OVERLAKE TRANSIT CTR/NE 40TH	10.9	10.9	10.9	0.1	10.9
54354 - MI P&R/N MERCER WAY	16.8	16.0	16.0	0.8	16.8
54355 - ISSAQUAH HGLDS P&R/HGLD DR	7.4	7.0	7.2	0.4	7.4
54372 - BOTHL BR CMP ACS	2.3	1.9	2.1	0.3	2.3
54374 - REDMOND TC/NE 83RD	6.7	6.7	5.8	0.0	6.7
54376 - WOODVILLE ARTER HOV/SR202/522	1.4	1.4	1.4	0.0	1.4
54378 - YARROW POINT STOP IMPRV	0.1	0.3	0.1	-0.2	0.1
54380 - SAMMAMISH P&R/SE 228TH	7.1	7.1	6.9	0.0	7.1
54382 - I-90 2-WAY TRANS OPS & HOV ST 1	25.8	24.3	21.8	1.5	25.8
54384 - SR522 HOV ENHANCEMENTS/KENMORE	8.8	8.8	8.8	0.0	8.8
54385 - SR522 HOV ENHANCEMENTS/BOTHELL	8.6	2.8	2.9	5.8	8.6
54386 - I-90 2-WAY TRANS OPS & HOV ST 2	19.4	4.0	3.2	15.4	19.4
54387 - I-90 2-WAY TRANS OPS & HOV ST 3	64.2	1.6	1.7	62.6	64.2
55000 - REX PROGRAM RESERVE - PIERCE	0.0	0.0	0.0	0.0	0.0
55356 - TACOMA DOME STATION	10.8	10.8	10.8	0.0	10.8
55358 - SOUTH HILL P&R/94TH AVE E	5.6	5.7	5.6	-0.1	5.6
55360 - DUPONT P&R STA WILMINGTON	4.3	4.3	4.3	0.0	4.3

## Number of Projects in each PMP Phase



	Prelim Engineering	Final Design	Construction	In Service	Closed	Total
Number of Projects	1	20	11	47	9	88
Percentage	1%	23%	13%	53%	10%	100%

## Sound Transit Program Value in each PMP Phase



	Prelim Engineering	Final Design	Construction	In Service	Closed	Total
Number of Projects	\$ 81.7	\$ 2,387.8	\$ 2,922.4	\$ 776.7	\$291.8	\$ 6,460.4
Percentage	1%	37%	45%	12%	5%	100%

\*\* Totals do not include Program Reserves.

The breakdown of the program value in each phase shows the impact of the Link Initial Segment and airport link progressing through the construction phase. Northgate and North Link projects are in Preliminary Engineering and U Link is in Final Design.

# Staffing Summary



## Staffing Summary Ending March 31, 2009

GROUP	NUMBER OF POSITIONS	STAFF AS OF 3/31/09	2009		VACANCY RATE
			VACANT POSITION	HIRING IN PROCESS	
COMMUNICATIONS & EXTERNAL AFFAIRS	39.7	36.7	3	3	8%
EXECUTIVE (INC SSQA, DIVERSITY & HR)	39	36	3	1	8%
FINANCE AND INFORMATION TECHNOLOGY	77	65	12	5	16%
LEGAL AND CONTRACTS	46	39	7	5	15%
LINK LIGHT RAIL	104	95	9	5	9%
OPCS: CAPITAL PROJECTS	26	24	2	0	8%
OPERATIONS	83	63	20	9	24%
PLANNING	16	16	0	0	0%
<b>AGENCY TOTAL</b>	<b>430.7</b>	<b>374.7</b>	<b>56</b>	<b>28</b>	<b>13%</b>

<u>YEAR TO DATE STATISTICS</u>		Women	Minority
New Hires	23	34% (8)	30% (7)
Internal Moves	3	50% (1)	33% (1)
Terminations	10	50% (5)	10% (1)
Average Days to Complete a Hiring Process: 42			



# Staffing Summary

<b>Budgeted Positions: Hiring Process Underway</b>				
<b>Pos #</b>	<b>Group</b>	<b>Department/Division</b>	<b>Title</b>	<b>Status</b>
1466	FIT	Accounting	Financial Compliance Analyst	Advertised
1452	FIT	Risk Mgmt	Risk & Insurance Specialist	Advertised
1453	FIT	Risk Mgmt	Risk & Claims Analyst	Advertised
1141	FIT	Finance & Budget	Senior Financial Planner	Advertised
1449	FIT	Information Tech	Integration Engineer	Advertised
1100	Legal	Legal	Legal Secretary	Advertised
1509	Legal	Legal Counsel	Legal Counsel	Advertised
1293	OPCS	Contracts	Contracts Administrator, Sr	Advertised
1340	OPCS	Contracts	Contracts Administrator, Sr	Advertised
1189	OPCS	CorpComm	Project Coordinator - Marketing	Advertised
1477	OPCS	Trans Services	Assistant Director, Support	Advertised
1490	OPCS	Trans Services/ED	Project Development Coordinator	Advertised
1244	OPCS	Trans Services/Bus Optn	Project Development Coordinator	Advertised
1069	OPCS	Trans Services/Bus Optn	Bus Operations Program Manager	Advertised
1496	OPCS	Trans Services/Facilities	Facilities Specialist, Senior	Advertised
1499	OPCS	Trans Services/Facilities	Facilities Specialist	Advertised
1500	OPCS	Trans Services/Facilities	Facilities Specialist	Advertised
1495	OPCS	Trans Services/Facilities	Facilities Specialist, Senior	Advertised
1161	OPCS	Trans Services/Facilities	Project Manager - Facilities	Advertised
1507	OPCS	Trans Services/Tacoma	Operations & Maintenance Supervisor	Advertised
1350	OPCS	Trans Services/Tacoma	Operations & Maintenance Supervisor	Advertised
1351	OPCS	Trans Services/Tacoma	Assistant Manager	Advertised
1501	OPCS	Trans Services/TVM	TVM Electronic Technician	Advertised

# Staffing Summary



<b>Budgeted Positions: Hiring Process Underway cont'd</b>				
<b>Pos #</b>	<b>Group</b>	<b>Department/Division/HBU</b>	<b>Title</b>	<b>Status</b>
1502	OPCS	Trans Services/TVM	TVM Electronic Technician	Advertised
1503	OPCS	Trans Services/TVM	TVM Electronic Technician	Advertised
1504	OPCS	Trans Services/TVM	TVM Electronic Technician	Advertised
1505	OPCS	Trans Services/TVM	TVM Electronic Technician	Advertised
1221	OPPP	Board Administration	Board Coordinator	Advertised
1455	Executive	Safety, Security & QA	Rail Safety Officer	Interview
1152	FIT	Information Tech	Chief Information Officer	Interview
1491	FIT	Treasury	Accountant - Cash/Treasury	Interview
1156	OPCS	Contracts	Contracts Administrator, Sr - Construction	Interview
1177	OPCS	Trans Services/Customer Service	Project Assistant	Interview
1497	OPCS	Trans Services/Facilities	Facilities Specialist	Interview
1498	OPCS	Trans Services/Facilities	Facilities Specialist	Interview
1147	OPPP	Board Administration	Project Assistant	Interview
1488	Link Light Rail	Project Control	Project Control Engineer, Sr (Est)	Offer Pending
1374	Link Light Rail	Project Control	Project Control Manager	Offer Pending
1449	FIT	Information Tech	Network Engineer, Senior	Filled
1492	FIT	Information Tech	Help Desk Analyst	Filled
1493	FIT	Information Tech	Desktop Specialist	Filled
1280	FIT	Information Tech	IT Project Manager	Filled
1403	Link Light Rail	Comm Outreach	Community Outreach Specialist	Filled
1330	Link Light Rail	Comm Outreach	Community Outreach Specialist	Filled
1387	OPCS	Trans Services/Tacoma	LRV Operator	Filled



# Staffing Summary

## ***Budgeted Positions: Pending***

<b>Pos #</b>	<b>Group</b>	<b>Department/Division</b>	<b>Title</b>	<b>Status</b>
1355	Executive	Agency Quality Assurance	Agency Quality Control Manager	No Activity
1202	Comm&ExRel	Project Manager	Project Manager	No Activity
1464	Link Light Rail	Executive Director	<i>Link Chief of Staff</i>	No Activity
1411	Link Light Rail	Construction	Construction Manager	No Activity
1426	Link Light Rail	Systems Engineering	Systems Engineer	No Activity
1401	OPCS	Capital Projects	Administrative Assistant	No Activity
1345	OPCS	Capital Projects	Project Development Coordinator	No Activity
1316	OPCS	Capital Projects	Project Manager	No Activity
1184	OPCS	Contracts	Contracts Administrator, Lead	No Activity
1489	OPCS	Human Resources	Training Specialist, Senior	No Activity
1490	OPCS	Trans Services/ED	<i>Project Control &amp; Contracts Admin Specialist</i>	No Activity
1494	OPCS	Trans Services/Facilities	<i>Maint Management Info System Technician</i>	No Activity
1506	OPCS	Trans Services/TVM	Systems Engineer, Sr	No Activity

# Project Index

---

<b>Link Light Rail</b>	<b>Number</b>
Downtown Tunnels	C510
Pine Street Tunnel	C520
Advanced Duct Work	C530
E-3 Busway Site Preparation	C600
E-3 Busway	C700
E-3 Busway Widening	C705
Beacon Hill Tunnel	C710
Beacon Hill Site Preparation	C715
McClellan	C720
MLK Way	C735
Tukwila Freeway Route	C755
Tukwila Underground Ductbank	C757
Train Control	C802
Communications	C803
Traction Power System	C807
Maintenance Base	C810
Granite Pavers	P511
Pole Procurement	P605
Pole Foundations	P655
Light Rail Vehicles	P801
<b>Capital Projects - Sounder Commuter Rail Program</b>	<b>Number</b>
<b>EVERETT-SEATTLE TRACK and SIGNAL</b>	<b>31100</b>
Willow Creek Environmental Mitigation	31101
Everett to Seattle Permitting/Environmental Mitigation	31131
Everett Station	31201
Mukilteo Station North Platform	31205
Mukilteo Station South Platform	31206
Edmonds Station (Temporary)	31207
Edmonds Station	31209
Program Reserve - Snohomish	31601
<b>SEATTLE-AUBURN TRACK and SIGNAL</b>	<b>33110</b>
King Street Station	33231
Tukwila Station (Temporary)	33235
Tukwila Station	33236
Kent Station	33237



**SEATTLE-AUBURN TRACK and SIGNAL (Cont'd)**

Auburn Station	33239
Reservation Freighthouse (SKC)	33247
Program Reserve - South King	33602
<b>AUBURN-TACOMA DOME TRACK and FACILITIE</b>	<b>35120</b>
M Street to Lakewood Track and Signal	35130
D Street to M Street Track and Signal	35135
Nisqually - Lakewood ROW	35150
Sumner Station	35241
Puyallup Station	35243
Tacoma Dome Station	35245
Reservation Junction (PRC)	35247
South Tacoma Station	35251
Lakewood Station	35253
Lakewood CBD	35255
Program Reserve - Pierce	35603

**Capital Projects - Regional Express Program**

**Number**

Program Reserve Snohomish	51000
Ash Way Transit Access/ 164th SW	51105
Lynnwood HOV Access/ 46th Ave W	51111
Lynnwood Transit Center/ 46th Ave W	51311
Mountlake Terrace Freeway Station/ 236th SW	51312
N Everett Transit Center/ Everett Community College	51316
S Everett Freeway Station/ 112th SE	51319
Ash Way Park and Ride	51340
Lynnwood SR-99 Transit Lanes	51345
Pacific Avenue Overpass	51370
Funds for Other Projects	51395
REX Program Reserve - South King	53000
Federal Way HOV Access/ S317th	53125
Star Lake Freeway Station / S 272nd	53131
Federal Way Transit Center/ S 317th	53321
Redondo Heights Park and Ride/ SR-99	53350
Other Park and Ride Expansion	53352
Program Reserve - East King	54000
Totem Lake Freeway Station/ NE 128th	54140
85th Corridor Kirkland	54141
Kirkland Transit Center/3rd Street	54142
Redmond Way, Redmond	54144
Bellevue HOV Access	54145

## **Capital Projects - Regional Express Program (Cont'd)**

Renton HOV Access/ N 8th	54150
Rainier Ave/Hardie Ave. Arterial Improvements	54151
Strander Boulevard Extension	54152
Eastgate HOV Access/ 142nd Ave SE	54160
I-90 at Sunset Interchange	54165
SR-900 Park and Ride Arterial Improvements	54166
Bellevue Transit Center/ NE 6th	54322
Bellevue Rider Services Building	52323
Canyon Park Freeway Station/I-405	54324
Issaquah Transit Center/ SR-900	54326
Totem Lake Transit Center/ Evergreen Medical Center	54328
Newcastle Transit Center	54330
Overlake Transit Center/ NE 40th	54332
Mercer Island Park and Ride/ N Mercer Way	54354
Issaquah Highlands Park & Ride/Highlands Drive	54355
Bothell Branch Campus Access at 195th/ I-405	54372
Redmond Transit Center/NE 83rd	54374
Woodinville Arterial HOV Enhancements/ SR-202/ SR-522	54376
Yarrow Point Stop Improvements	54378
Sammamish Park & Ride/ 228th SE	54380
I-90 Two-Way Transit and HOV Operations (Stage 1)	54382
SR-522 HOV Enhancements/ Kenmore	54384
SR-522 HOV Enhancements/ Bothell	54385
I-90 Two-Way Transit and HOV Operations (Stage 2)	54386
I-90 Two-Way Transit and HOV Operations (Stage 3)	54387
Program Reserve- Pierce	55000
Tacoma Dome Station	55356
South Hill Park and Ride/ 94th Ave E	55358
DuPont Station/ Wilmington Drive	55360

