

# Appendices

---



September 2009

***This page intentionally left blank***

## Diversity Program

### UNIFORM REPORT OF DBE COMMITMENTS/AWARDS AND PAYMENTS\*

For the period of October 1, 2008 to March 31, 2009

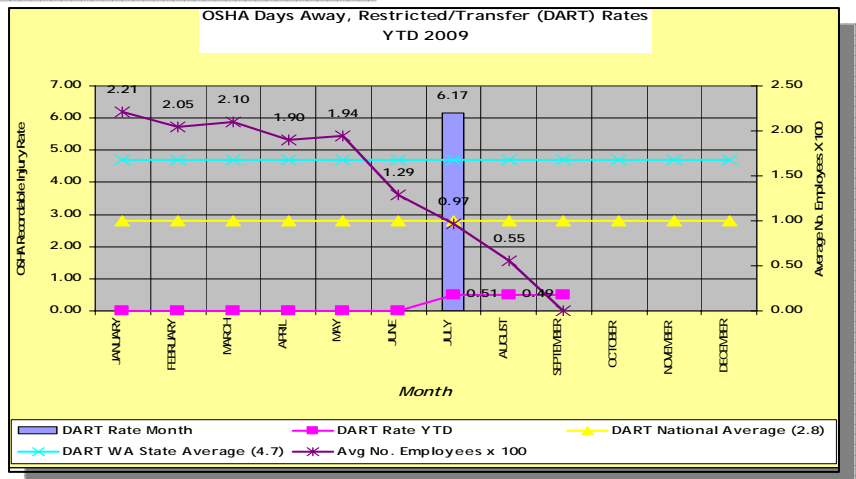
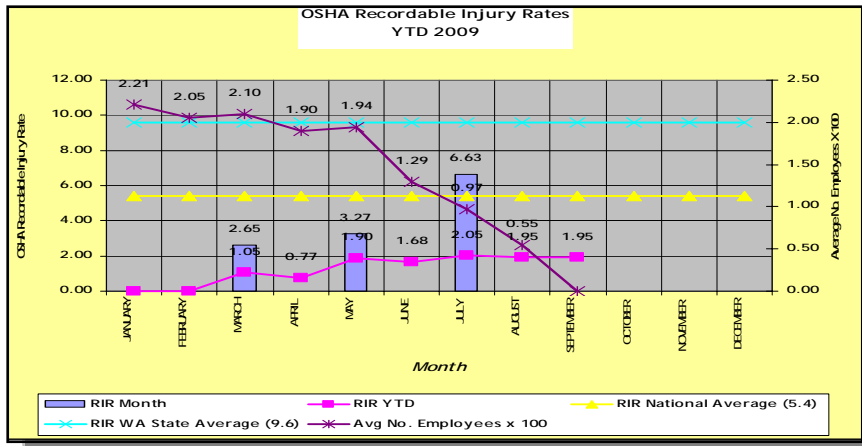
Annual DBE Goals:	Race Conscious Goal 15.88%	Race Neutral Goal 2.63%	OVERALL Goal 18.51%					
DBE AWARDS/COMMITMENTS THIS REPORTING PERIOD- BREAKDOWN BY ETHNICITY & GENDER	Black American	Hispanic American	Native American	Subcont. Asian American	Asian-Pacific American	Non-Minority Women	Other (i.e. not of any other group listed here)	TOTALS (for this reporting period only)
Total Number of Contracts (Prime and Sub)	6	0	1	0	1	4	0	12
Total Dollar Value	982,444		334,629		35,318	318,909	0	1,671,186

The table reflects DBE commitments and awards for Sound Transit by ethnicity and gender for the period October 1, 2008 through March 31, 2009.

\*The Uniform Report of DBE Commitments/Awards and Payments is a bi-annual report set to the federal fiscal year and reported to the USDOT through the Federal Transit Administration.

## Construction Contractor Safety

Sound Transit requires all General Contractors to provide monthly safety statistics. The following graphs represent the Recordable Injury Rates (RIR) and Days Away, Restricted or Modified (DART) Injury Rates for contractors and ST personnel as compared to the national average for similar types of work (Construction).



## Sound Transit FTA Grants (Includes only Active Executed Grants)

Division	FTA Grant ID	Project	Federal Amount	Date Executed	Total Drawdown through September 2009
Link	WA-03-0142-10	Link Initial Segment FFGA (FY 01-09 Appropriations)	\$ 455,416,013	4/16/09	\$ 455,416,013
ALL	WA-26-7010,01,02	Remote Infrared Audible Signage for 9 Stations (FY 06-09)	\$ 1,895,000	6/4/08	\$ 1,392,859
ALL	WA-57-X006	Volunteer Programs (FY 06 New Freedom)	\$ 235,000	1/7/08	\$ 110,568
ALL	WA-57-X007	Bus Buddy/Travel Ambassador (FY 06 New Freedom)	\$ 140,856	1/7/08	\$ 47,428
ALL	WA-96-X001	U Link, Bus Buy, Mountlake Terrace Fwy Stn, Tukwila Stn, M-Lakewood (ARRA 09)	\$ 23,061,105	5/21/09	\$ 10,437,957
Link	WA-03-0237	University Link (FFY 08 Approp)	\$ 19,600,000	7/21/08	\$ 19,600,000
Link	WA-05-0044,01-03	Airport Link (FY 07,08,09)	\$ 27,419,448	3/5/09	\$ 27,404,286
Link	WA-05-0050	Airport Link (FY 08)	\$ 6,763,067	7/8/08	\$ 6,763,067
Link	WA-36-X001	University Link (FY 09 ARRA New Start)	\$ 44,000,000	6/26/09	\$ 31,011,535
REX	WA-58-0002	Clean Fuels Bus Procurement	\$ 533,333	9/21/09	\$ -
Link	WA-90-X358-01,02,03	Airport Link (FY 06-09)	\$ 17,951,046	7/8/08	\$ 17,951,046
Link	WA-90-X424	Airport Link (FY 06, 08)	\$ 1,665,324	7/8/08	\$ 1,665,324
REX	WA-05-0043,01	Kirkland Transit Hub - DA Improvements @ Totem Lk (FY 07)	\$ 3,009,845	7/13/07	\$ 3,009,845
REX	WA-37-X010	Cap Improvements at Fed Way TC (FY 02 JARC)	\$ 250,000	4/21/03	\$ 250,000
REX	WA-37-X022	Reverse Commute Marketing Campaign / Hybrid Bus Buy (FY03 JARC)	\$ 1,050,000	9/14/05	\$ 877,589

# Grants



## Sound Transit FTA Grants (Continued)

Division	FTA Grant ID	Project	Federal Amount	Date Executed	Total Drawdown through June 2009
REX	WA-90-X245, 01-02	Bellevue Transit Hub	\$ 4,050,000	2/5/02	\$ 3,950,000
REX	WA-90-X271	Regional Bike Enhancements in King, Pierce, and Snohomish Co.	\$ 200,000	4/10/02	\$ 55,447
REX	WA-95-X0029	Mountlake Terrace Freeway Station CMAQ	\$ 1,000,000	9/24/08	\$ 82,308
SCR	WA-03-0187	Tac-Lkwd Track/Facility Work (FY 02 formula funds)	\$ 350,035	7/5/05	\$ 98,600
SCR	WA-04-0029	Parking @ Puyallup TC/CR Station (FY 06 Bus)	\$ 772,200	8/19/08	\$ 172,888
SCR	WA-05-0045	Lakewood-to-Tacoma Station and Track Construction (FY 07)	\$ 2,500,000	9/10/07	\$ 2,500,000
SCR	WA-37-X010	Cap Improvements at SR 512 / Lkwd Stn (FFY 02 JARC)	\$ 250,000	4/21/03	\$ 250,000
SCR	WA-90-X241,01-05	Everett-Seattle Commuter Rail: Rolling Stock, PE/EIS, Stns, Right of Way, Ped Access	\$ 51,113,723	3/27/07	\$ 50,699,372
SCR	WA-90-X313,01-02	Tacoma Dome Station Construction and Tac-Lkwd CR Segment	\$ 11,249,964	4/14/06	\$ 11,249,964
SCR	WA-90-X351	Construct Ped Bridge @ Mukilteo Commuter Rail Station (TE)	\$ 450,000	4/19/07	\$ -
SCR	WA-95-X017	Tac-Lkwd PE/ED (D-M St)	\$ 3,757,354	1/11/08	\$ 3,451,989

## Ridership

Overall ridership for Sound Transit increased 13.26% over 2008 boardings for the same period\*.

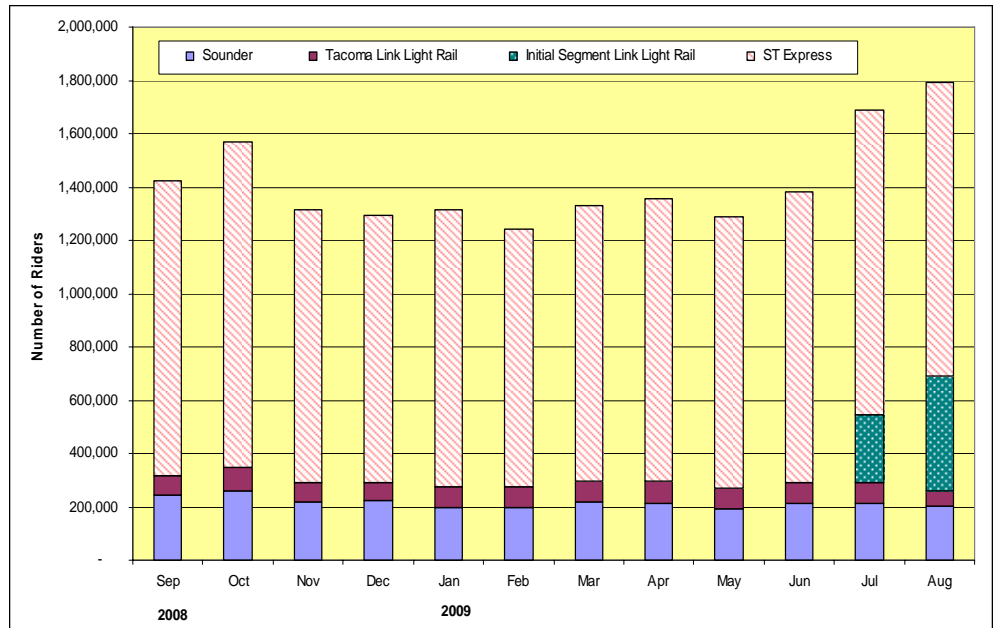
For each program:

*Link Light Rail* - Tacoma decreased -12.79%  
Initial Segment (began service) increased 100.00%

*Sounder Commuter Rail* decreased -9.24%

*Regional Express* decreased -0.79%

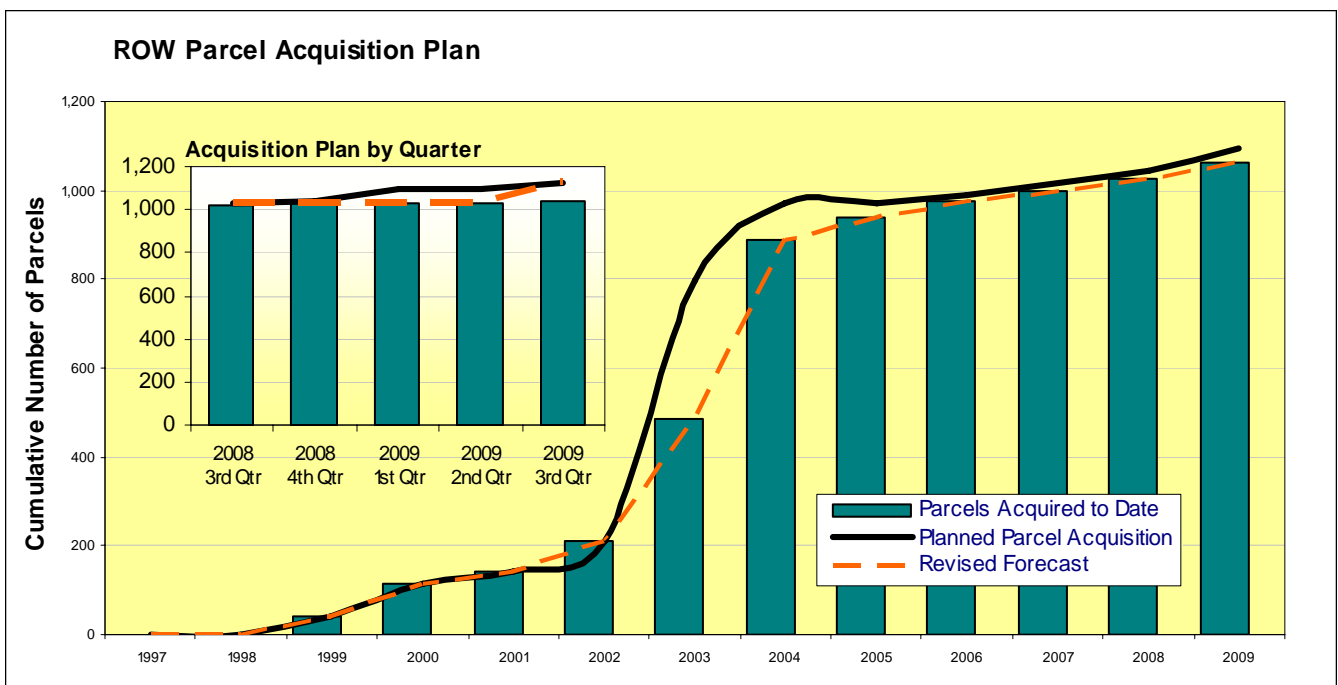
\* Jun— Aug 2009



## Right of Way

The program acquisition plan is predominantly for the Link Capital Program. Of the program total of 1,029 Link Light Rail parcels forecast, 964 or 94% are acquired. As of this reporting period, ROW is 92% complete, reflecting the total number of certified parcels that have been acquired in all Sound Transit Capital Programs.

	Certified Parcels	Percent of Program	Completed	Remaining	Percent Complete
Sounder	243	18%	204	39	84%
Link	1029	78%	964	65	94%
REX	47	4%	47	0	100%
<b>Total</b>	<b>1319</b>	<b>100%</b>	<b>1215</b>	<b>104</b>	<b>92%</b>



# Program Cost Summary

## Program Cost

### Program Cost Overview by LOB (in millions \$)

LOB	Lifetime Budget	Commitment to Date	Incurred to Date *	Forecasts	Estimated Final Cost
LINK	4,785.0	3,562.7	2,812.5	941.2	4,497.8
SOUNDER	1,496.3	1,091.1	1,053.5	405.1	1,496.3
REGIONAL EXPRESS	834.4	643.3	583.3	191.1	834.4
<b>PROGRAM TOTAL</b>	<b>7,115.7</b>	<b>5,297.1</b>	<b>4,449.3</b>	<b>1,537.4</b>	<b>6,828.5</b>

\* Incurred to Date column includes payments, accruals, and overhead allocations.

The Program Cost Summary provides the budget and key cost indicators for Sound Transit's Sounder, Regional Express and Link Light Rail capital programs. The Estimated Final Cost (EFC) is current estimate of the final cost for each line item, these costs are updated monthly and calculated as the sum of Commitments to Date plus Forecasts and Trends. Additional detail cost information is provided within each capital program's cost overview

### Program Cost Breakdown by Project (in millions \$)

PROJECT NAME	Lifetime Budget	Commitment to Date	Incurred to Date *	Forecasts	Estimated Final Cost
LINK					
NORTH LINK	50.9	45.2	36.0	5.1	50.3
INITIAL SEGMENT	2,436.9	2,249.8	2,170.5	56.4	2,300.0
AIRPORT LINK	269.1	254.6	243.3	13.4	268.0
UNIVERSITY LINK	1947.7	937.0	285.6	863.8	1800.8
TACOMA LINK	80.4	76.1	77.1	2.5	78.7
	<b>4,785.0</b>	<b>3,562.7</b>	<b>2,812.5</b>	<b>941.2</b>	<b>4,497.8</b>
SOUNDER					
31100 - EVT/SEA TRK+SIG	300.2	296.6	298.9	3.6	300.2
31101 - WILLOW CREEK ENVIRONMENTAL	1.0	0.1	0.1	0.9	1.0
31131 - PERMITTING+ENVIRON MITIGATION	8.2	3.4	2.8	4.8	8.2
31140 - LAYOVER SNOHOMISH	4.8	3.5	3.3	1.3	4.8
31201 - EVERETT STATION	34.0	32.1	32.9	1.9	34.0
31205 - MUKILTEO STA. N. PLATFORM	10.2	9.7	9.5	0.5	10.2
31206 - MUKILTEO STA. S. PLATFORM	11.1	1.4	1.5	9.8	11.1
31207 - EDMONDS STATION (Temporary)	0.2	3.3	0.2	-3.2	0.2
31209 - EDMONDS STATION	12.9	4.8	4.4	8.1	12.9
31601 - PROJECT RESERVE SNO	0.0	0.0	0.0	0.0	0.0
33110 - SEA/AUB TRK+SIG	255.5	225.6	226.8	29.9	255.5
33140 - LAYOVER SOUTH KING	10.0	7.5	6.8	2.5	10.0
33231 - KING STREET STATION	7.9	7.8	7.9	0.1	7.9
33233 - BOEING ACCESS RD STA	0.1	0.1	0.1	0.0	0.1
SOUNDER CONTINUED NEXT PAGE					



# Program Cost Summary

## Program Cost Breakdown by Project (in millions \$) - *continued*

Project Name	Lifetime Budget	Commitment to Date	Incurred to Date *	Forecasts	Estimated Final Cost
SOUNDER CONTINUED					
33235 - TUKWILA STATION (Temporary)	2.8	3.6	2.8	-0.8	2.8
33236 - TUKWILA STATION	16.4	12.5	10.0	3.9	16.4
33237 - KENT STATION	32.4	32.5	32.4	-0.1	32.4
33239 - AUBURN STATION	25.8	25.6	25.8	0.2	25.8
33247 - RESERVATION JUNCTION (SKC)	9.0	10.7	9.0	-1.7	9.0
33510 - ST2 SEATTLE-AUBURN T&S EXPANSION	85.9	0.0	0.0	85.9	85.9
33602 - PROJ RSRV SKC	1.1	0.0	0.0	1.1	1.1
35120 - AUB/TAC TRK&SIG	198.4	180.1	183.1	18.2	198.4
35130 - M to LKWD TRK&SIG	78.6	79.3	41.3	-0.7	78.6
35135 - D TO M ST TRK&SIG	161.6	41.5	46.4	120.1	161.6
35140 - LAYOVER PIERCE	12.0	9.0	8.2	2.9	12.0
35150 - NISQUALLY TO LAKEWOOD ROW	14.9	14.9	14.8	0.0	14.9
35241 - SUMNER STATION	8.7	8.2	8.7	0.5	8.7
35243 - PUYALLUP STATION	13.3	13.6	13.3	-0.3	13.3
35245 - TACOMA DOME STATION	9.8	9.8	9.8	0.0	9.8
35247 - RESERVATION JUNCTION (PRC)	7.4	8.8	7.4	-1.4	7.4
35251 - SOUTH TACOMA STATION	16.5	14.6	14.4	1.9	16.5
35253 - LAKEWOOD STATION	31.4	28.6	29.1	2.7	31.4
35255 - LAKEWOOD CBD	1.8	1.8	1.8	0.0	1.8
35520 - ST2 AUBURN-TACOMA T&S EXPANSION	104.8	0.0	0.0	104.8	104.8
35603 - PROGRAM RESERVE PIERCE	7.5	0.0	0.0	7.5	7.5
	<b>1,496.3</b>	<b>1,091.1</b>	<b>1,053.5</b>	<b>405.1</b>	<b>1,496.3</b>
REGIONAL EXPRESS					
51000 - PROGRAM RESERVE-SNOHOMISH	0.0	0.0	0.0	0.0	0.0
51105 - ASH WAY TRANS ACCESS/164TH SW	19.0	18.9	18.6	0.1	19.0
51111 - LYNNWOOD HOV ACCESS/46TH AVE W	25.7	25.7	25.7	0.0	25.7
51311 - LYNNWOOD TRANSIT CTR/46TH AVE W	30.3	30.6	30.1	-0.3	30.3
51312 - MOUNTLAKE TERR FS/236TH SW	40.9	29.7	9.4	11.2	40.9
51314 - S. EVERETT TRANSIT CTR/236TH	0.0	0.1	0.0	0.0	0.0
51316 - N. EVERETT TRANSIT CENTER/ECC	1.6	1.7	1.6	-0.1	1.6
51319 - S EVERETT FREEWAY STA/112TH SE	31.2	28.8	28.0	2.4	31.2
51340 - ASH WAY PARK & RIDE	1.1	1.1	1.1	0.0	1.1
51342 - SWAMP CREEK HOV AND P&R	0.3	0.3	0.3	0.0	0.3
51345 - LYNWD SR-99 TRANSIT LANES	2.5	2.5	2.5	0.0	2.5
51346 - EAST EVERETT P&R	0.1	0.1	0.1	0.0	0.1
51370 - PACIFIC AVENUE OVERPASS	16.2	16.8	16.2	-0.6	16.2
51395 - FUNDS FOR OTHER PROJECTS	0.0	0.0	0.0	0.0	0.0
53000 - PROGRAM RESERVE-SOUTH KING	1.0	0.0	0.0	1.0	1.0
REGIONAL EXPRESS CONTINUED NEXT PAGE					

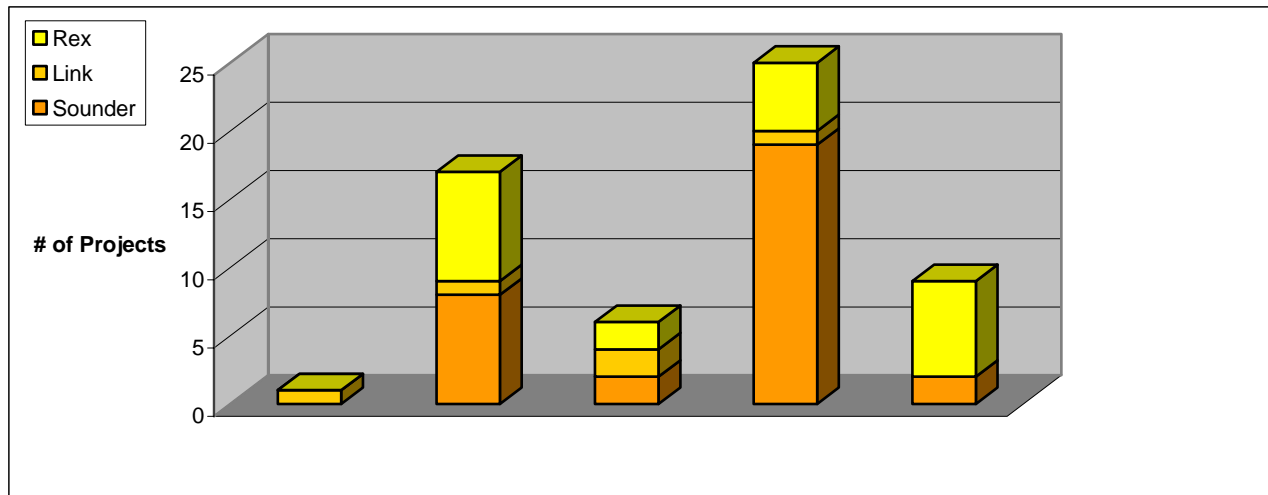
# Program Cost Summary



## Program Cost Breakdown by Project (in millions \$)

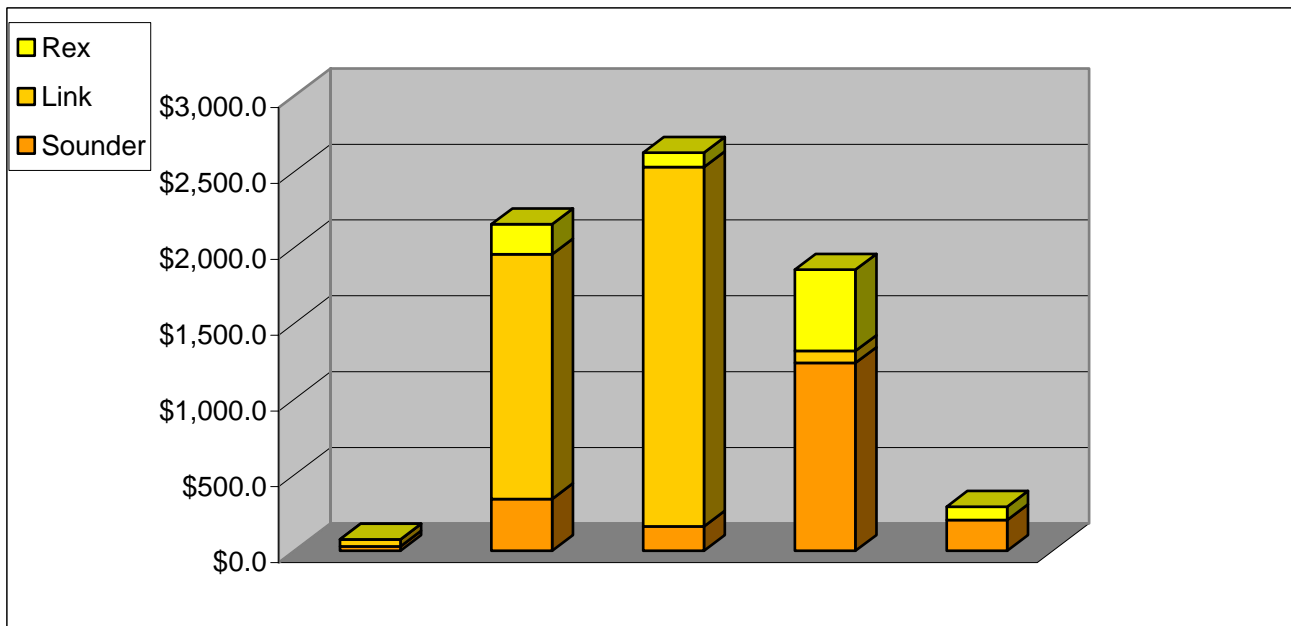
PROJECT NAME	Lifetime Budget	Commitment to Date	Incurred to Date *	Forecasts	Estimated Final Cost
53125 - FEDERAL HOV ACCESS/317TH	32.2	29.7	28.8	2.5	32.2
53131-STAR LAKE FS/S 272ND	3.1	4.1	3.1	-1.0	3.1
53135 - I-405 @ SOUTHCTR	0.1	0.0	0.1	0.0	0.1
53321- FED WAY TRANSIT CTR/317TH	39.5	38.2	38.1	1.3	39.5
53350 - REDONDO HEIGHTS P&R/SR99	2.5	2.4	2.5	0.1	2.5
53352 - OTHER P&R EXPANSION	0.0	0.0	0.0	0.0	0.0
54000 - PROGRAM RESERVE-EAST KING	8.7	0.0	0.0	8.7	8.7
54140 - TOTEM LAKE FS/ne 128TH	80.3	79.9	72.4	0.4	80.3
54141- 85th CORRIDOR/RELATED IMPRV	6.0	5.4	1.4	0.6	6.0
54142 - KIRKLAND TC/3RD	13.3	9.9	3.2	3.4	13.3
54144 - REDMOND WAY REDMOND	2.1	2.0	2.0	0.1	2.1
54145 - BELLEVUE HOV ACCESS	71.5	73.2	70.9	-1.7	71.5
54150 - RENTON HOV ACCESS/N 8TH	67.1	7.7	3.3	59.4	67.1
54151- RAINER/HARDIE AVE ARTL IMPR	15.7	5.0	5.0	10.7	15.7
54152 - STRANDER BOULEVARD EXT	4.2	0.0	0.0	4.2	4.2
54160 - EASTGATE TRANSIT ACCESS/142ND	31.8	30.8	29.6	1.0	31.8
54165 - I-90 @ SUNSET INTERCHANGE	9.2	9.2	9.2	0.0	9.2
54166 - SR900 P&R ARTERIAL IMPRV	7.1	7.4	7.1	-0.3	7.1
54322 - BELLEVUE TC/NE 6TH	15.5	16.0	15.5	-0.6	15.5
54323 - BELLEVUE RIDER SVC BLDG	2.8	2.6	2.8	0.2	2.8
54324 - CANYON PARK FREEWAY STATION	10.5	9.7	9.7	0.8	10.5
54326 - ISSAQUAH TRANSIT CTR/SR 900	29.5	29.2	28.5	0.2	29.5
54328 - TOTEM LAKE TRANSIT CTR/EMC	7.2	6.4	5.8	0.8	7.2
54330 - NEWCASTLE TRANSIT CTR/SE 70TH	4.4	4.5	1.9	-0.1	4.4
54332 - OVERLAKE TRANSIT CTR/NE 40TH	10.9	10.9	10.9	0.1	10.9
54354 - MIP&R/N MERCER WAY	16.8	16.0	14.0	0.8	16.8
54355 - ISSAQUAH HGLDS P&R/HGLD DR	7.4	7.0	7.2	0.4	7.4
54372 - BOTHL BR CMP ACS	2.3	1.9	2.2	0.3	2.3
54374 - REDMOND TC/NE 83RD	6.7	6.7	5.8	0.0	6.7
54376 - WOODVILLE ARTER HOV/SR202/522	1.4	1.4	1.4	0.0	1.4
54378 - YARROW POINT STOP IMPRV	0.1	0.3	0.1	-0.2	0.1
54380 - SAMMAMISH P&R/SE 228TH	7.1	7.1	7.0	0.0	7.1
54382 - I-90 2-WAY TRANS OPS & HOV ST 1	25.8	24.3	22.8	1.5	25.8
54384 - SR522 HOV ENHANCEMENTS/KENMORE	8.8	8.8	8.8	0.0	8.8
54385 - SR522 HOV ENHANCEMENTS/BOTHELL	8.6	2.8	2.9	5.8	8.6
54386 - I-90 2-WAY TRANS OPS & HOV ST 2	19.4	4.0	3.5	15.4	19.4
54387 - I-90 2-WAY TRANS OPS & HOV ST 3	64.2	1.6	1.7	62.6	64.2
55000 - REX PROGRAM RESERVE - PIERCE	0.0	0.0	0.0	0.0	0.0
55356 - TACOMA DOME STATION	10.8	10.8	10.8	0.0	10.8
55358 - SOUTH HILL P&R/94TH AVE E	5.6	5.7	5.6	-0.1	5.6
55360 - DUPONT P&R STA WILMINGTON	4.3	4.3	4.3	0.0	4.3
55362 - SR512 PARK-AND-RIDE EXPANSION	0.0	0.1	0.0	-0.1	0.0
	<b>834.4</b>	<b>643.3</b>	<b>583.3</b>	<b>191.1</b>	<b>834.4</b>

## Number of Projects in each PMP Phase



	Prelim Engineering	Final Design	Construction	In Service	Closed	Total
Number of Projects	1	17	6	55	9	88
Percentage	1%	19%	7%	63%	10%	100%

## Sound Transit Program Value in each PMP Phase



	Prelim Engineering	Final Design	Construction	In Service	Closed	Total
Number of Projects	\$74.4	\$2,154.0	\$2,625.0	\$1,854.7	\$291.8	\$6,999.9
Percentage	1%	31%	38%	26%	4%	100%

# Staffing Summary



## SOUND TRANSIT STAFFING SUMMARY - September 30, 2009

GROUP	NUMBER OF POSITIONS	STAFF AS OF 9/30/09	2009 VACANT POSITION	HIRING IN PROCESS	VACANCY RATE
COMMUNICATIONS & EXTERNAL AFFAIRS	37	36	1	0	3%
EXECUTIVE (INC SSQA, DIV, CONTRACTS, & HR)	66	62	4	2	6%
FINANCE AND INFORMATION TECHNOLOGY	92	86	6	4	7%
LEGAL	14	13	1	0	7%
LINK LIGHT RAIL	111	99	12	6	11%
OPCS: CAPITAL PROJECTS	25	22	3	2	12%
OPERATIONS	76	73	3	2	4%
POLICY, ENVIRONMENT & PROJECT DEVELOPMENT	31	26	5	3	16%
<b>AGENCY TOTAL</b>	<b>452</b>	<b>417</b>	<b>35</b>	<b>19</b>	<b>8%</b>

<u>YEAR TO DATE STATISTICS</u>		Women	Minority
New Hires	74	38% (28)	19% (14)
Internal Moves	10	50% (5)	40% (4)
Terminations	20	40% (8)	10% (2)
Average Days to Complete a Hiring Process: 41			

**Budgeted Positions: Hiring Process Underway**

Pos #	Group	Department/Division	Title	Status
1345	Capital Projects	Capital Projects	Project Manager -Construction	Advertised
1413	Comm Ext Aff	Gov & Community Relations	Gov & Community Relations Specialist	Advertised
1466	FIT	Accounting	Financial Compliance Analyst	Advertised
1512	FIT	Information Systems	GIS Specialist	Advertised
1517	Link Light Rail	Executive Director	CADD Specialist	Advertised
1490	Operations	Executive Director	Project Development Coordinator	Advertised
1524	PEPD	Environmental	Senior Environmental Planner	Advertised
1526	PEPD	Project Development	Project Manager - I-90	Advertised
1510	Executive	Human Resources	HR Generalist - Recruiting	Interview
1248	FIT	Budget	Transportation Finance Analyst	Interview
1271	FIT	Information Technology	Client Services Manager	Interview
1514	Link Light Rail	Civil Engineering	Civil Engineer (Utility)	Interview
1519	Link Light Rail	Project Controls	Program Manager - Scheduler	Interview
1138	Link Light Rail	Systems Engineering	Systems Engineer, Senior (Train Control System)	Interview
1426	Link Light Rail	Systems Engineering	Systems Engineer (Traction Power)	Interview
1069	Operations	Bus Operations	Bus Operations Program Manager	Interview
1513	Link Light Rail	Civil Engineering	Architect	Offer Pending
1525	PEPD	Project Development	Project Manager - Agreements/Technical	Filled
1155	Executive	Diversity	Project Assistant	Filled

# Staffing Summary



<b>Budgeted Positions: Pending</b>				
<b>Pos #</b>	<b>Group</b>	<b>Department/Division/HBU</b>	<b>Title</b>	<b>Status</b>
1114	Communications	Creative Services	Project Assistant	Req Pending
1398A	Executive	SSQA	Project Assistant	Req Pending
1518	Link Light Rail	Project Controls	Project Cost Estimator	Req Pending
1515	Link Light Rail	Community Outreach	Community Outreach Coordinator	Req Pending
1373	Operations	Central Link	Project Manager	Req Pending
1401	Capital Projects	Capital Projects	Administrative Assistant	No Activity
1398A	Executive	SSQA	Project Assistant	No Activity
1355	Executive	Agency Quality Assurance	Agency Quality Control Manager	No Activity
1471	FIT	ORCA	Program Manager	No Activity
1506	FIT	Trans Services/TVM	Systems Engineer, Sr	No Activity
1504	FIT	TVM	TVM Electronic Technician	No Activity
1505	FIT	TVM	TVM Electronic Technician	No Activity
1450	FIT	Information Technology	Desktop Specialist, Senior	No Activity
1511	FIT	Budget	<i>Senior Financial Analyst</i>	No Activity
1515	Link Light Rail	Community Outreach	Community Outreach Coordinator	No Activity
1520	Link Light Rail	Real Estate	<i>Administrative Assistant</i>	No Activity
1521	Link Light Rail	Real Estate	Project Coordinator	No Activity
1522	Link Light Rail	Real Estate	<i>Records Technician Specialist</i>	No Activity
1145	Link Light Rail	Systems Engineering	Systems Engineer	No Activity
1144	PEPD	OPP	Program Manager	No Activity

**This page was intentionally left blank.**

# Project Index

---

<b>Link Light Rail</b>	<b>Number</b>
Downtown Tunnels	C510
Pine Street Tunnel	C520
Advanced Duct Work	C530
E-3 Busway Site Preparation	C600
E-3 Busway	C700
E-3 Busway Widening	C705
Beacon Hill Tunnel	C710
Beacon Hill Site Preparation	C715
McClellan	C720
MLK Way	C735
Tukwila Freeway Route	C755
Tukwila Underground Ductbank	C757
Train Control	C802
Communications	C803
Traction Power System	C807
Maintenance Base	C810
Granite Pavers	P511
Pole Procurement	P605
Pole Foundations	P655
Light Rail Vehicles	P801
<b>Capital Projects - Sounder Commuter Rail Program</b>	<b>Number</b>
<b>EVERETT-SEATTLE TRACK and SIGNAL</b>	<b>31100</b>
Willow Creek Environmental Mitigation	31101
Everett to Seattle Permitting/Environmental Mitigation	31131
Everett Station	31201
Mukilteo Station North Platform	31205
Mukilteo Station South Platform	31206
Edmonds Station (Temporary)	31207
Edmonds Station	31209
Program Reserve - Snohomish	31601
<b>SEATTLE-AUBURN TRACK and SIGNAL</b>	<b>33110</b>
King Street Station	33231
Tukwila Station (Temporary)	33235
Tukwila Station	33236
Kent Station	33237



**SEATTLE-AUBURN TRACK and SIGNAL (Cont'd)**

Auburn Station	33239
Reservation Freighthouse (SKC)	33247
Program Reserve - South King	33602
<b>AUBURN-TACOMA DOME TRACK and FACILITIE</b>	<b>35120</b>
M Street to Lakewood Track and Signal	35130
D Street to M Street Track and Signal	35135
Nisqually - Lakewood ROW	35150
Sumner Station	35241
Puyallup Station	35243
Tacoma Dome Station	35245
Reservation Junction (PRC)	35247
South Tacoma Station	35251
Lakewood Station	35253
Lakewood CBD	35255
Program Reserve - Pierce	35603

**Capital Projects - Regional Express Program**

**Number**

Program Reserve Snohomish	51000
Ash Way Transit Access/ 164th SW	51105
Lynnwood HOV Access/ 46th Ave W	51111
Lynnwood Transit Center/ 46th Ave W	51311
Mountlake Terrace Freeway Station/ 236th SW	51312
N Everett Transit Center/ Everett Community College	51316
S Everett Freeway Station/ 112th SE	51319
Ash Way Park and Ride	51340
Lynnwood SR-99 Transit Lanes	51345
Pacific Avenue Overpass	51370
Funds for Other Projects	51395
REX Program Reserve - South King	53000
Federal Way HOV Access/ S317th	53125
Star Lake Freeway Station / S 272nd	53131
Federal Way Transit Center/ S 317th	53321
Redondo Heights Park and Ride/ SR-99	53350
Other Park and Ride Expansion	53352
Program Reserve - East King	54000
Totem Lake Freeway Station/ NE 128th	54140
85th Corridor Kirkland	54141
Kirkland Transit Center/3rd Street	54142
Redmond Way, Redmond	54144
Bellevue HOV Access	54145

## Capital Projects - Regional Express Program (Cont'd)

Renton HOV Access/ N 8th	54150
Rainier Ave/Hardie Ave. Arterial Improvements	54151
Strander Boulevard Extension	54152
Eastgate HOV Access/ 142nd Ave SE	54160
I-90 at Sunset Interchange	54165
SR-900 Park and Ride Arterial Improvements	54166
Bellevue Transit Center/ NE 6th	54322
Bellevue Rider Services Building	52323
Canyon Park Freeway Station/I-405	54324
Issaquah Transit Center/ SR-900	54326
Totem Lake Transit Center/ Evergreen Medical Center	54328
Newcastle Transit Center	54330
Overlake Transit Center/ NE 40th	54332
Mercer Island Park and Ride/ N Mercer Way	54354
Issaquah Highlands Park & Ride/Highlands Drive	54355
Bothell Branch Campus Access at 195th/ I-405	54372
Redmond Transit Center/NE 83rd	54374
Woodinville Arterial HOV Enhancements/ SR-202/ SR-522	54376
Yarrow Point Stop Improvements	54378
Sammamish Park & Ride/ 228th SE	54380
I-90 Two-Way Transit and HOV Operations (Stage 1)	54382
SR-522 HOV Enhancements/ Kenmore	54384
SR-522 HOV Enhancements/ Bothell	54385
I-90 Two-Way Transit and HOV Operations (Stage 2)	54386
I-90 Two-Way Transit and HOV Operations (Stage 3)	54387
Program Reserve- Pierce	55000
Tacoma Dome Station	55356
South Hill Park and Ride/ 94th Ave E	55358
DuPont Station/ Wilmington Drive	55360