





A low-angle shot of a white and blue Sound Transit train. The train is moving from left to right. The top part of the train is white with a blue stripe. The bottom part is blue. The train has several windows. The background is a bright sky with some clouds. A glass and metal structure is visible in the top left corner.

# ST2 Updated Program Management

*Capital Committee  
January 14, 2015*

 **SOUNDTRANSIT**

# ST2 Program Management Categories

-  **Design & Construct as planned**
-  **Keep Moving:** schedule and cost uncertainties & risks
-  Retain only **limited funding** to develop options
-  **Suspend** – no activity, defund from finance plan
-  **Delete** from program

# Status of Suspended Projects

## Status 2008

### Snohomish

<b>Additional Bus Hours</b>
<b>Edmonds Permanent Station</b>

### South King

<b>Additional Bus Hours</b>
<b>Auburn Station Access</b>
<b>Kent Station Access</b>
<b>LRT to 272nd</b>
<b>Souder Platform Extension</b>

### East King

<b>Additional Bus Hours</b>
<b>Bothell Parking Garage</b>
<b>Overlake-Redmond PE</b>
<b>Renton HOV</b>

### Pierce

<b>Additional Bus Hours</b>
<b>HCC to Tacoma Dome (PE &amp; ROW)</b>
<b>Souder Platform Extension</b>

# Status of Suspended Projects

Status Dec 2015

## Snohomish

<b>Additional Bus Hours</b>
<b>Edmonds Permanent Station</b>

## East King

<b>Additional Bus Hours</b>
<b>Bothell Parking Garage</b>
<b>Overlake-Redmond PE</b>
<b>Renton HOV</b>

## South King

<b>Additional Bus Hours</b>
<b>Kent Station Access</b>
<b>Auburn Station Access</b>
<b>KD--&gt;FWTC EIS\$</b>
<b>KD--&gt;FWTC PE</b>
<b>LRT to 272nd</b>
<b>Souder Platform Extension</b>

## Pierce

<b>Additional Bus Hours</b>
<b>FWTC---&gt;Tacoma Dome PE &amp; ROW</b>
<b>Souder Platform Extension</b>

# Status of Suspended Projects

## Proposed Status Jan 2016

### Snohomish

Additional Bus Hours
Edmonds Permanent Station

### East King

Additional Bus Hours
Bothell Parking Garage
Overlake-Redmond PE
Renton HOV

### South King

Additional Bus Hours
Kent Station Access
Auburn Station Access
KD-->FWTC EIS\$
KD-->FWTC PE
LRT to 272nd
Souder Platform Extension

### Pierce

Additional Bus Hours
FWTC--->Tacoma Dome PE & ROW
Souder Platform Extension

# Financial Capacity

- Funding of proposed yellow projects would require additional agency bonding
- Funding is within agency capacity and meets subarea equity

# Program Management Categories

-  **Design & Construct as planned**
-  **Keep Moving:** schedule and cost uncertainties & risks
-  Retain only **limited funding** to develop options
-  **Suspend** – no activity, defund from finance plan
-  Evaluate/Accelerate ST2/ST3
-  **Delete** from program