

# *2021 Sustainability Progress Report*

*Executive Committee  
8/4/22*



# *Why we are here*

- Define Sustainability
- 2021 data snapshots
- Highlights from 2021 Sustainability Targets
- External Recognition
- Continual Improvement

# Annual Board Sustainability Presentations

## Annual Progress Report (today)

- Operational performance and efficiency
- Progress on annual sustainability targets and KPIs

## Strategic Planning

- Strategic direction and goal setting
- Progress on Sustainability Plan goals



# *Defining sustainability*

## *Agency Mission*

Moving more people to more places

## *Sustainability Mission*

Moving more people to more places,  
*efficiently, affordably, reliably,*  
*environmentally*



# Sustainability

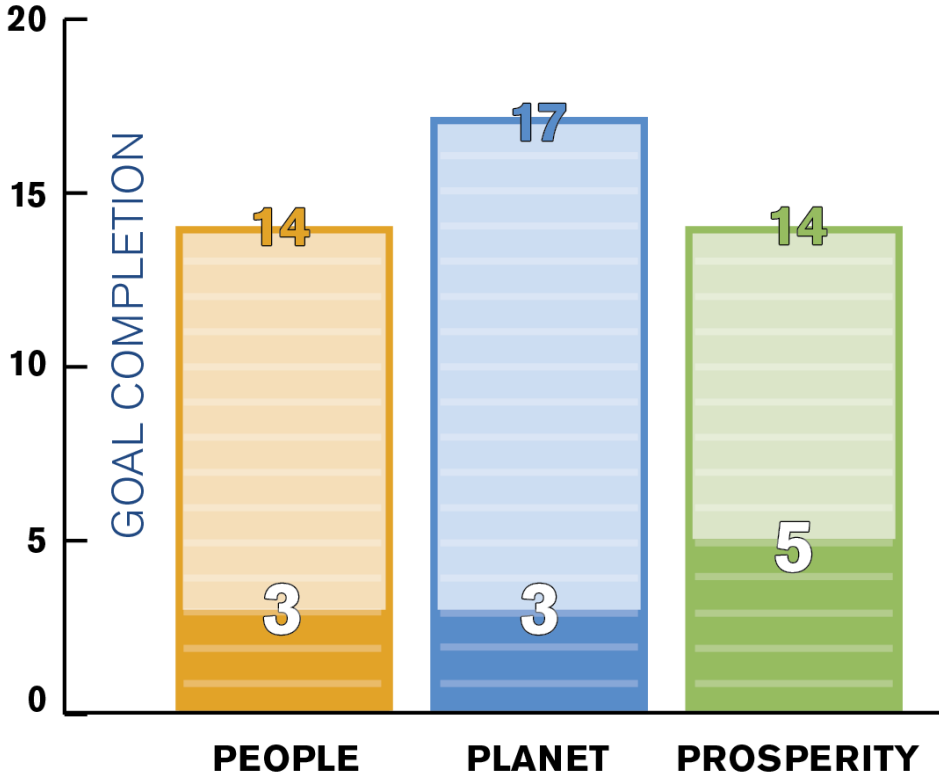


**People – Planet – Prosperity**

# Sustainability Goals and Annual Targets

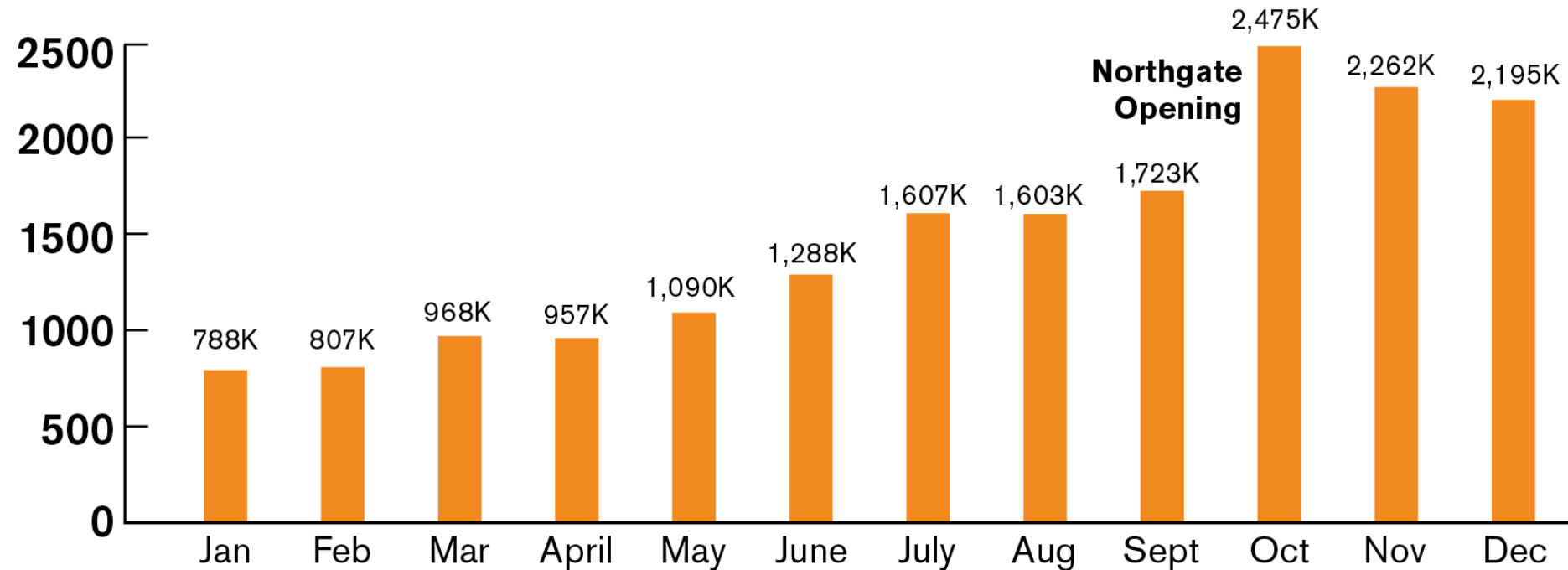
- People, planet and prosperity form the framework for annual targets
- Completed 73% of 37 targets
- The agency made progress on all partially completed targets, the majority of which will be completed in 2022.

*Progress towards Sustainability Plan 2024 Goals*



# 2021 Highlight – People

## Ridership reflected Covid-19 recovery trends



- Total annual ridership increased 11% in total from 2020 to 2021
- Month over month, ridership increased more than 200% from January 2021 to December 2021

# 2021 Highlight – People Committed to equity

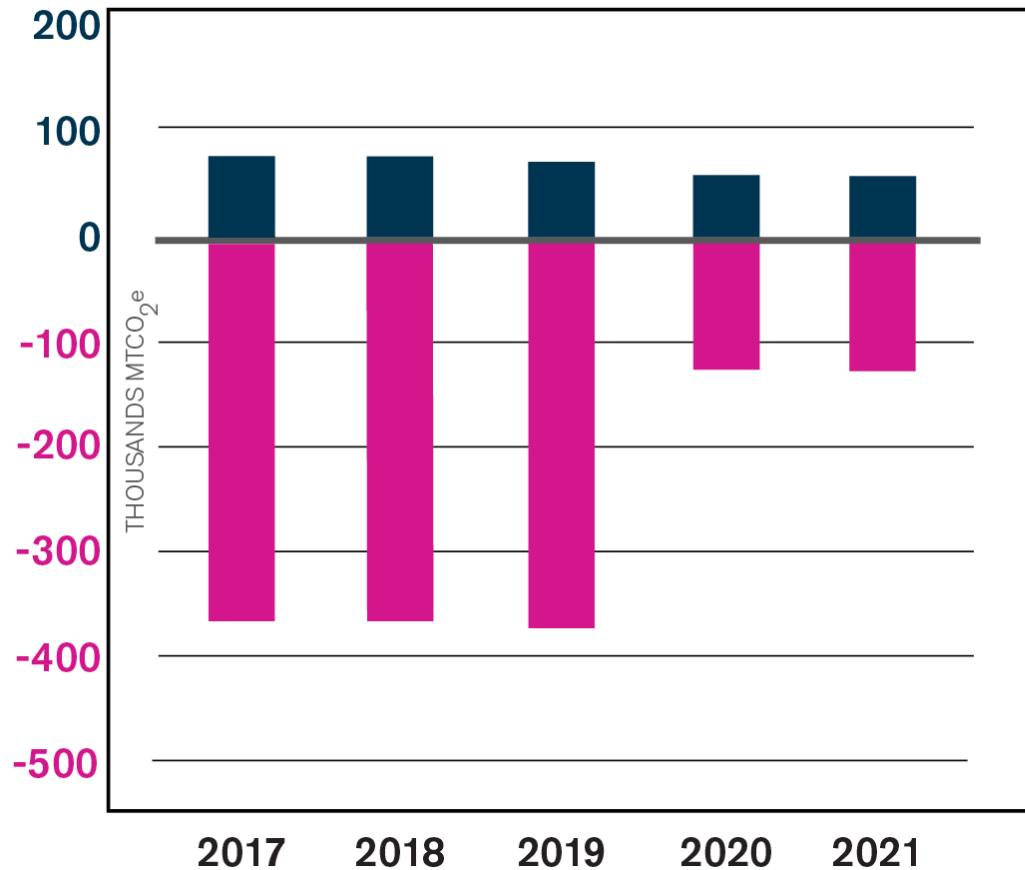
- Launched Fare Ambassador Pilot program
- Partnered with Amazon to accelerate up to 1,200 affordable housing units
- Developed Station Experience Design Guidelines to support transit passengers on their journeys





# 2021 Highlight - Planet

## Maintained significant environmental benefits from transit



- In 2021, 1 ton of ST GHG emissions avoids nearly 2.5 tons of GHG in region
- 3% more emissions avoided compared to 2020
- Offset significantly more GHG than emitted

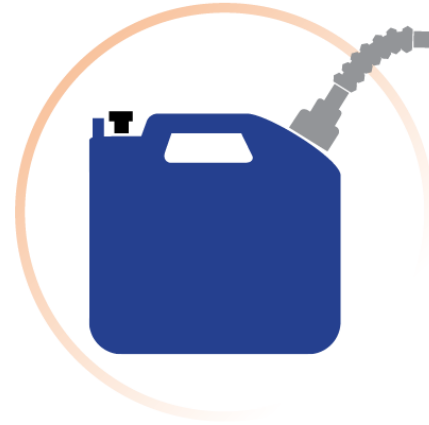
■ Agency emissions from operations  
■ Regional emissions avoided when residents take transit

# *Regional environmental benefits*

Sound Transit services avoid GHG emissions equivalent to:



Powering more than  
24,000 homes for a year



Burning 14 million  
gallons of gasoline

# 2021 Highlight – Planet

## Achieving carbon-free operations

- Transitioned Union Station to a carbon free facility
- Installed non-revenue fleet electric vehicle charging units
- Launched phase 2 of Green Direct with PSE – 93% of Sound Transit electricity is now carbon free

## Enhancing ecosystem functions

- Partnership with City of Shoreline and King Conservation District on Trees for Rail to re-green the Lynnwood Link corridor
- Zero fineable environmental compliance violations



# 2021 Highlight – Prosperity

## Efficiency and resource savings

A sample of resource conservation projects at the agency saved over \$700K in 2021 and more than \$6M over project lifetimes



**\$407K**

Fleet Upgrade Projects




**\$53K**

Irrigation  
Projects



**\$28K**

Facilities Upgrade  
Projects



**\$14K**

Solar  
Installations



**\$201K**

LED Lighting  
Upgrade Projects

# **2021 Highlight – Prosperity**

## **Resilience and efficiency**

- Drafted Climate Vulnerability Guidelines to ensure a uniform process for evaluating the climate vulnerability or proposed Link Light rail capital projects
- Achieved LEED Gold for new construction at the Operations and Maintenance Facility East



# Recognition



# 2022 and beyond



- Continue fleet decarbonization by drafting an FTA compliant Zero Emission Fleet Transition Plan for ST bus services.
- Updating sustainable design requirements for system expansion projects with a focus on carbon reduction and resource conservation.
- Support CREI's implementation of the Racial Equity Toolkit
- Prepare for the Washington State Clean Fuel Standard in which Sound Transit will generate revenue for carbon free transportation.

*Thank you.*



 *soundtransit.org*

